



State of the Industry



Supported by

Government of South Australia

Primary Industries and Regions SA





Sandy Hathaway
WGCSA



Jim Moularadellis
Austwine



Mark Rowley
Wine Australia

Shiraz





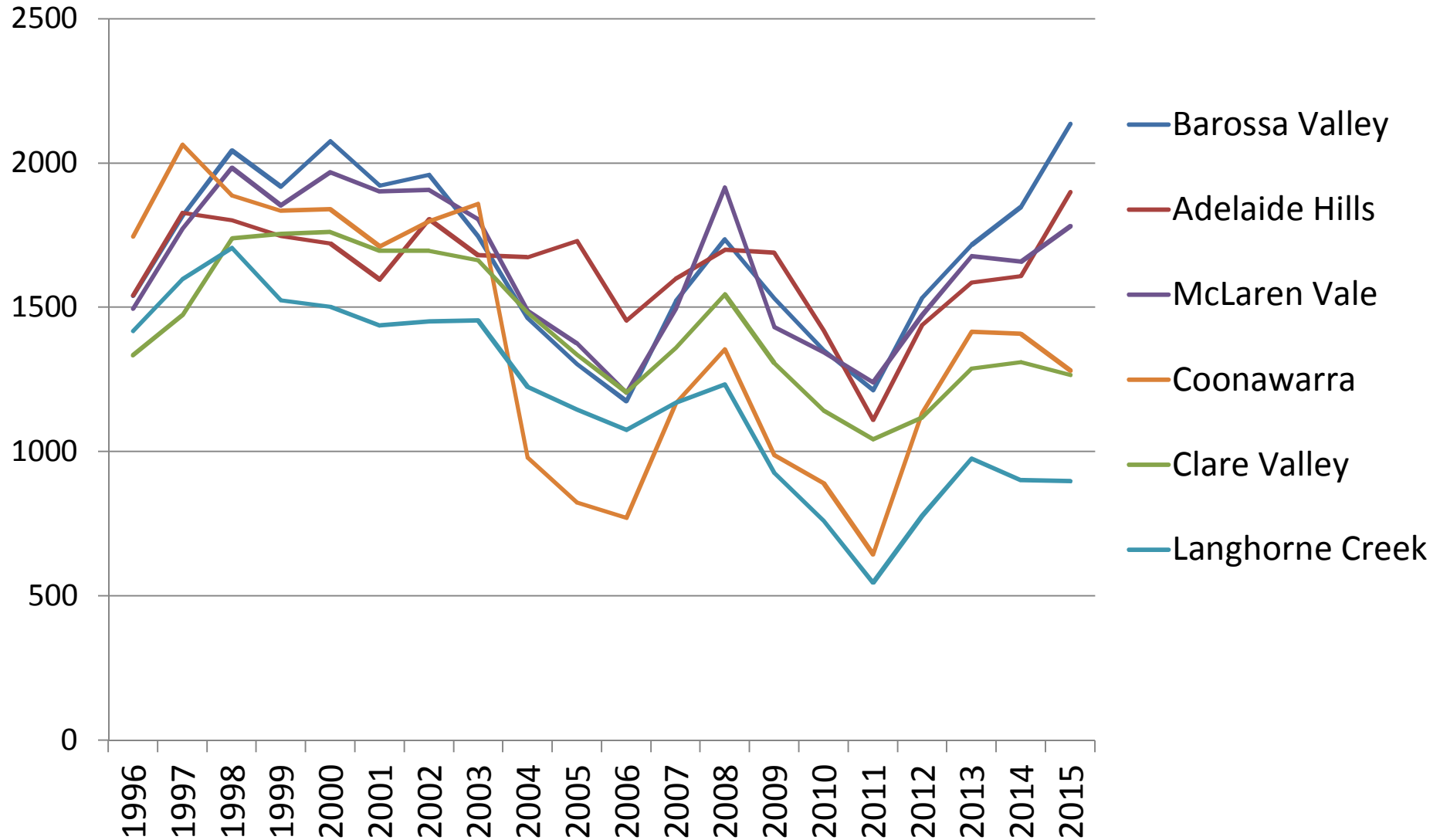
Shiraz

- ” Crop down by 3,000t (2%) across the state
- ” Average prices up in BV, A/Hills, MV, Pad
- ” Prices down in Riverland and L/Creek
- ” BV highest average price ever recorded
- ” Plantings in past two years
 - . 935 ha of new plantings
 - . 561 ha net increase in area
 - . Mainly in Barossa and McLaren Vale

Shiraz WAP

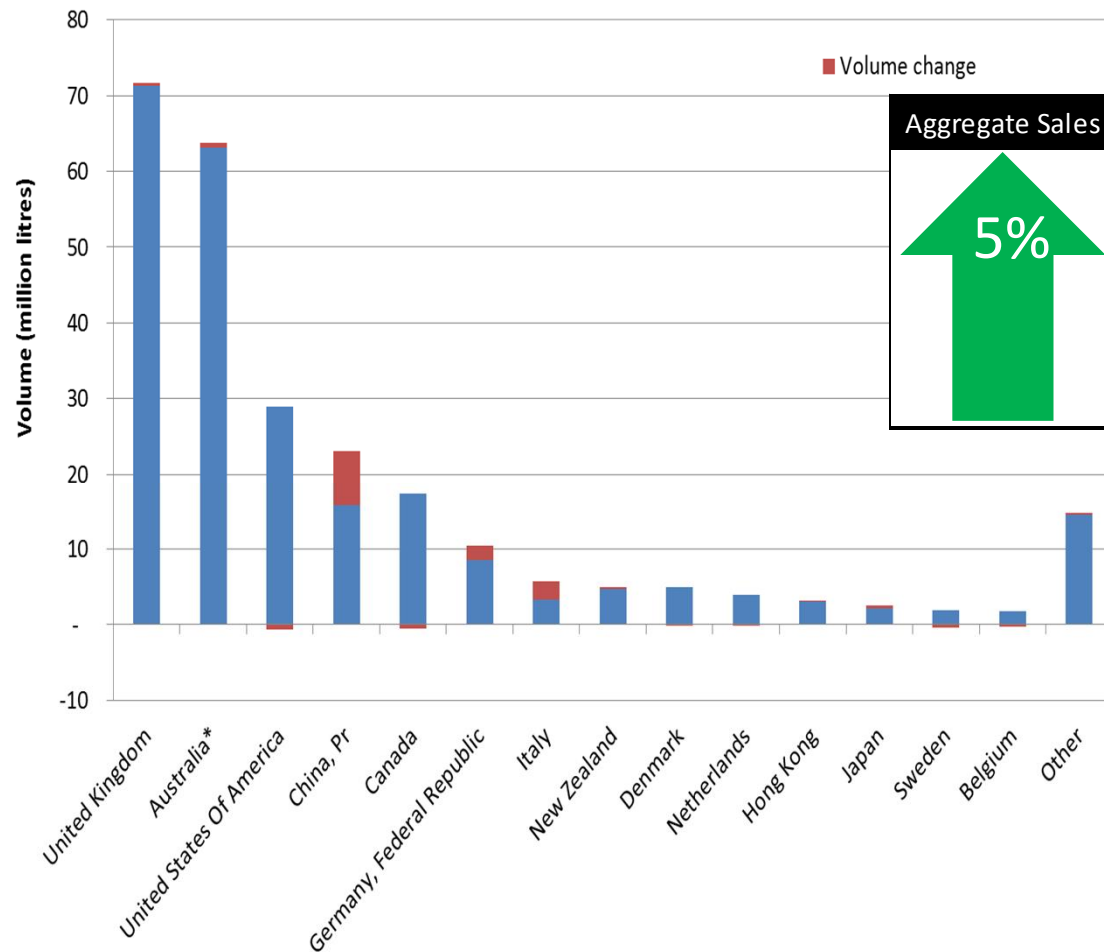
	2013	2014	2015	Trend
Ad Hills	1586	1609	1901	↑
Barossa	1719	1849	2137	↑
Clare	1288	1310	1266	↔
Coonawarra	1416	1409	1281	↓
L Creek	976	901	898	↓
McLaren Vale	1677	1659	1782	↑
Riverland	396	341	314	↓
Padthaway	994	887	1017	↑
Wrattonbully	1105	992	1021	↔

Shiraz WAP historical



Commercial Shiraz (<\$600/tonne)

Domestic sales and exports – 2014–15



“ Over the past year, Australia sold as much Shiraz as was produced. However, it is estimated that stocks remain high

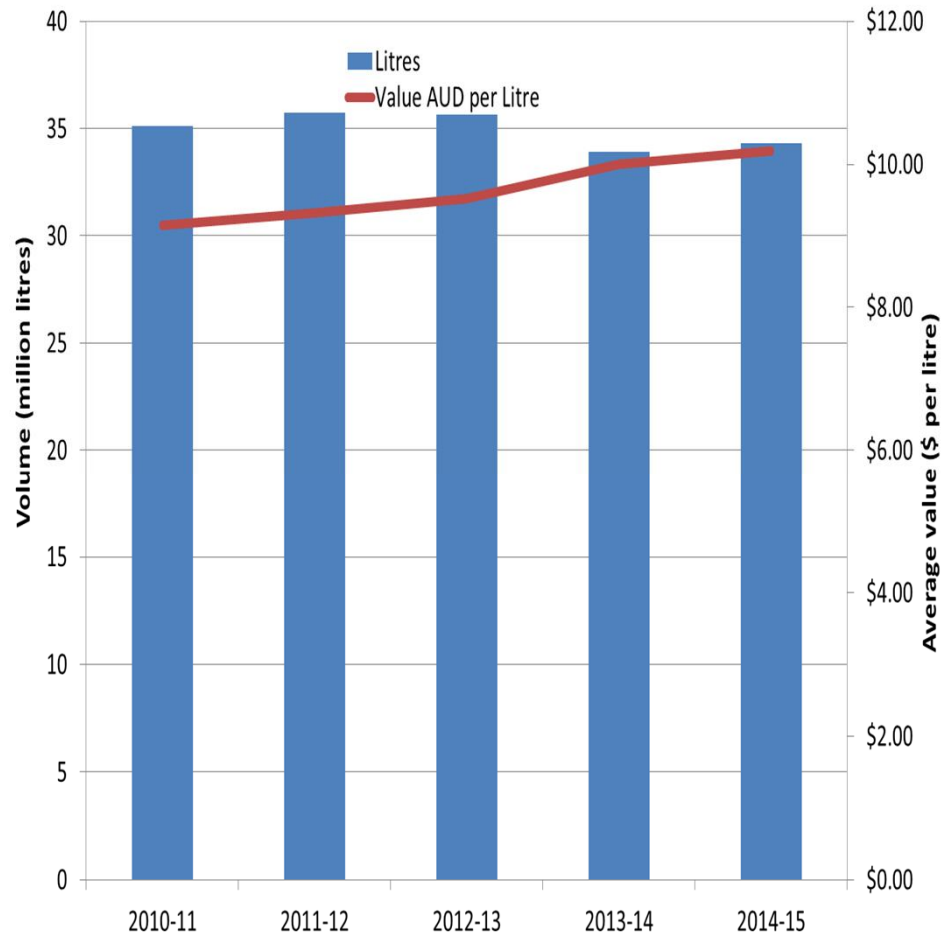
“ Shiraz is selling well in the UK, up 9%

“ Shiraz has been declining in popularity in the USA – down 10% by value

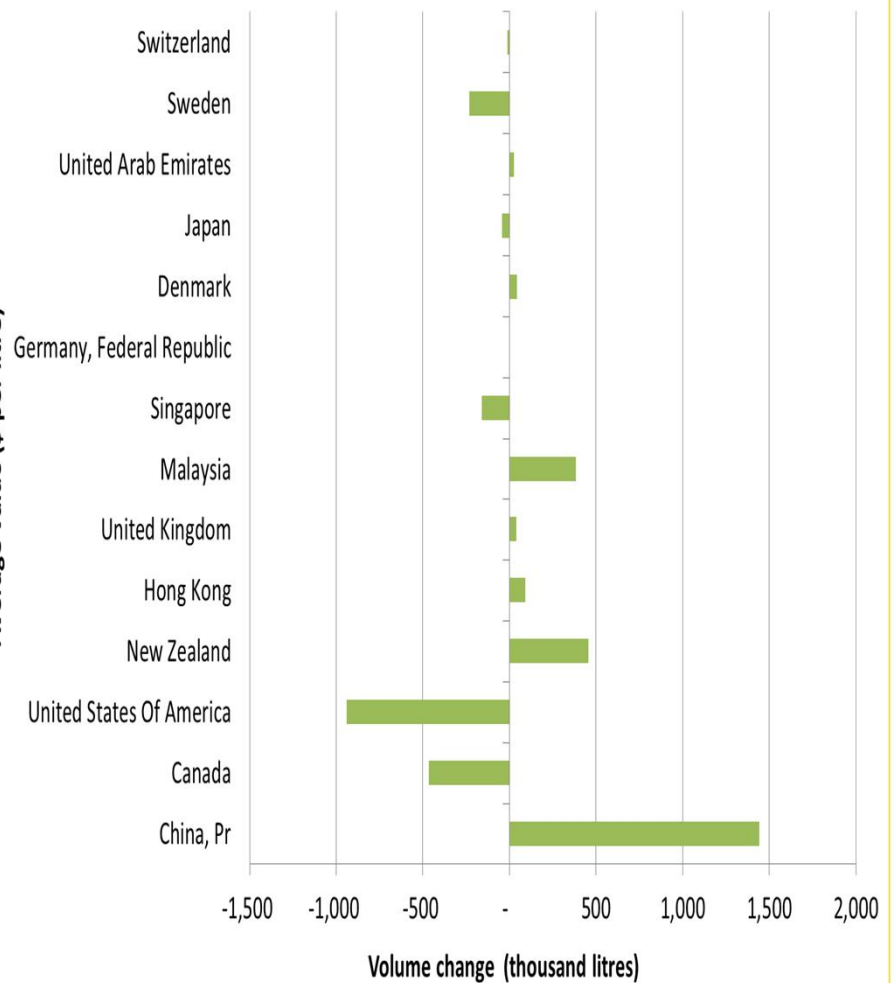
“ Austerity in China has run its course and the market has recommenced growth in 2015

Premium Shiraz (>\$600/tonne)

Total exports of premium Shiraz (>\$5/litre)



Change in exports by destination (2014-15)



Shiraz



SHIRAZ . SOUTH EAST AUSTRALIA

- Big crops in 2013 and 2014 (~425,000t ea.). Possibly a slightly smaller crop in V15.
- Good bargains around for 2014 SEA Shiraz.
- A good opportunity to continue to introduce international consumers to Australian Shiraz, due to current abundant supply and soft prices.

Current Demand/Supply Balance
Austwine Rating

Mild Oversupply
WARM-ish

SHIRAZ . BAROSSA

- Spring frosts again in October 2014, leading to a shorter V15 crop.
- Successive shorter than desired crops.
- Continued positive influence of artisan & corporate winemakers to grow demand.

Current Demand/Supply Balance
Austwine Rating

Medium term undersupply
HOT

Shiraz



SHIRAZ . McLAREN VALE

- ✓ A smaller crop in V15 compared to last year.
- ✓ Often the next place buyers go to for premium Shiraz after Barossa, underpinning current demand for McLaren Vale Shiraz.

Current Demand/Supply Balance
Austwine Rating

Medium term balance
WARM-ish

SHIRAZ . OTHER REGIONS

Plenty of inventory, especially C Grade.

Current Demand/Supply Balance
Austwine Rating

Oversupply
COLD-ish



Shiraz: the verdict



Supported by
Government of South Australia
Primary Industries and Regions SA



Cabernet Sauvignon





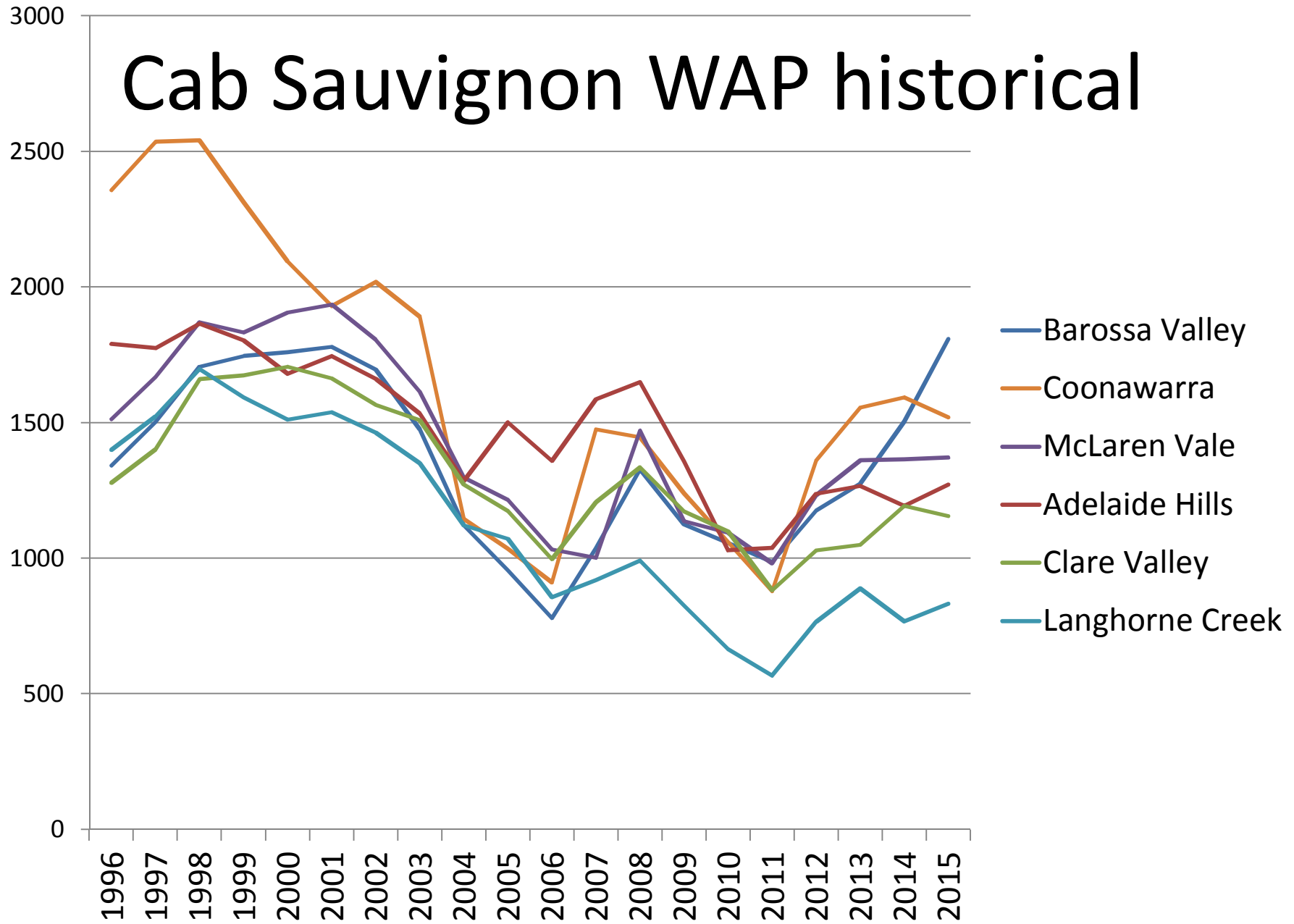
Cabernet Sauvignon

- ” Crop down by 10,000t (10%) across the state
- ” District average prices trending up or flat in most regions except L/Creek and Riverland
- ” Plantings in past two years
 - . 700 ha of new plantings
 - . 400 ha net increase in area in SA
 - . 200 ha increase in area in Coonawarra

Cabernet Sauvignon WAP

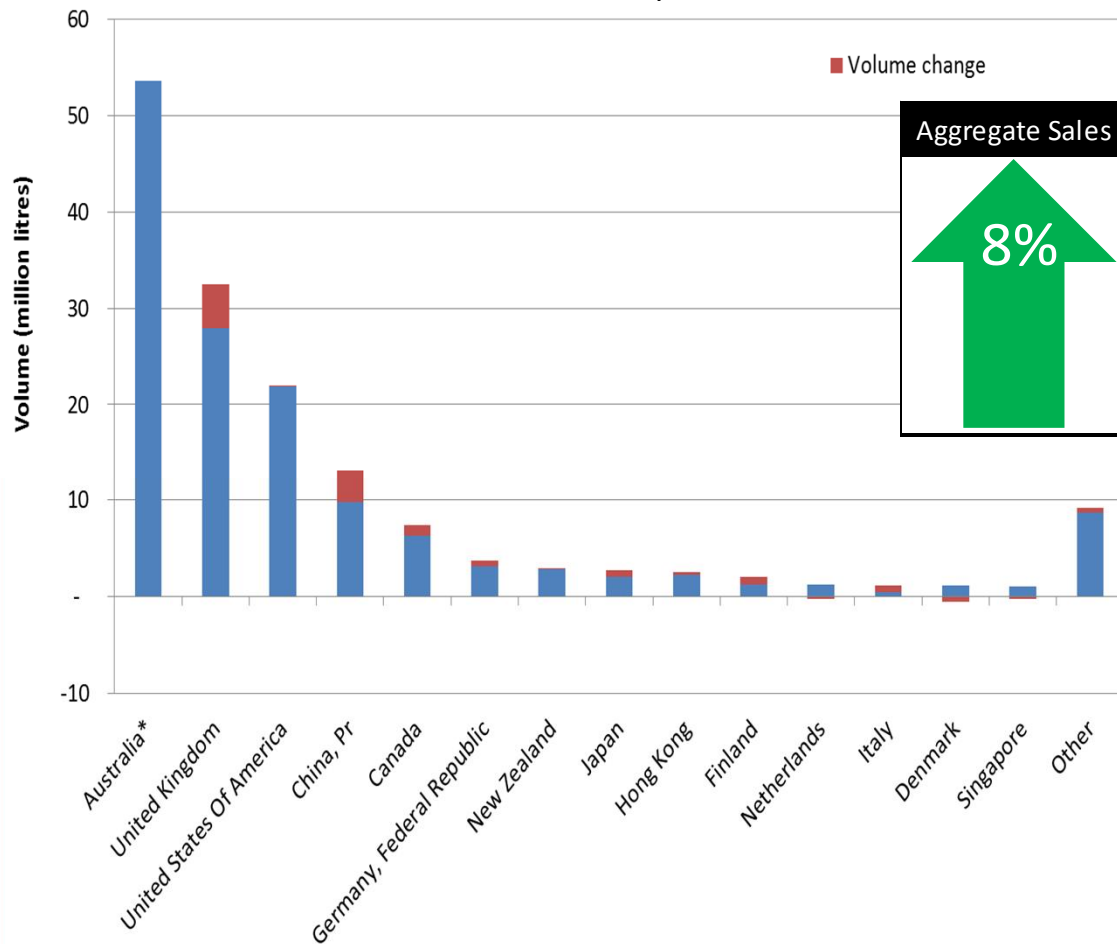
	2013	2014	2015	Trend
Barossa	1277	1504	1808	↑
Clare	1050	1193	1155	↔
Coonawarra	1556	1594	1520	↓
L Creek	889	767	833	↓
McLaren Vale	1360	1364	1371	↑
Riverland	409	345	331	↓
Padthaway	949	876	987	↑
Wrattonbully	1147	1142	1177	↑

Cab Sauvignon WAP historical



Commercial Cabernet Sauvignon (<\$600/tonne)

Domestic sales and exports – 2014–15



“ An additional 20,000 tonnes of Cabernet was sold in 2014–15, while 15,000 tonnes less was produced in 2014, implying stocks will have declined in the past year

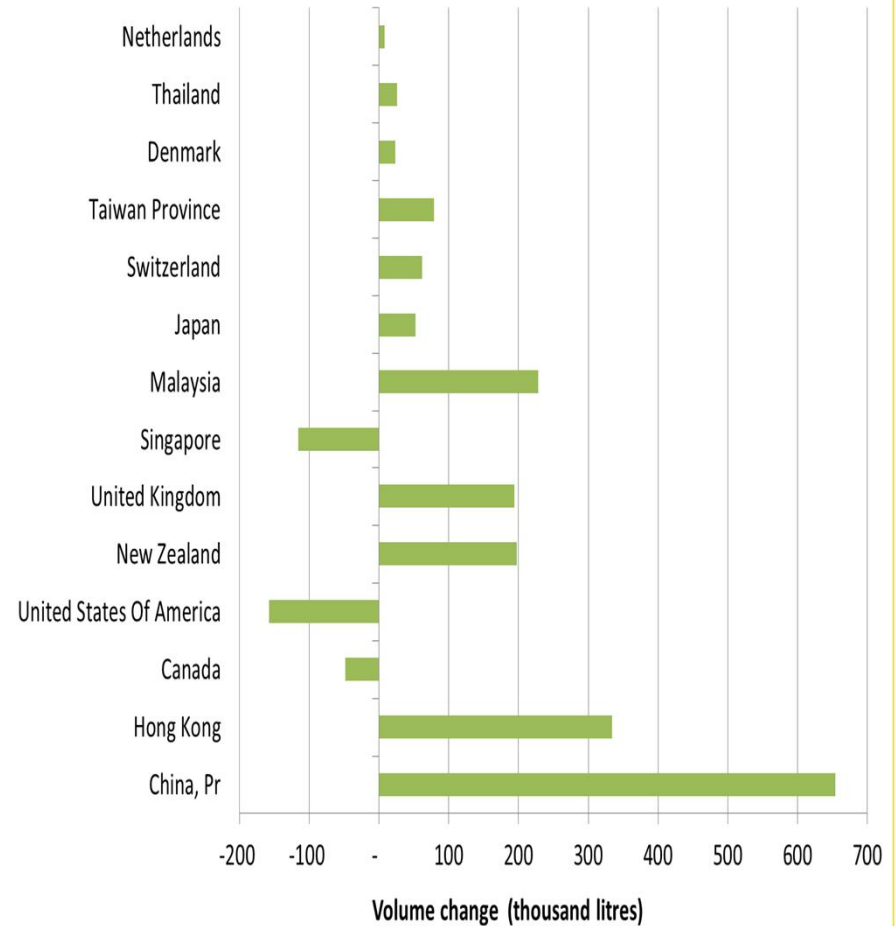
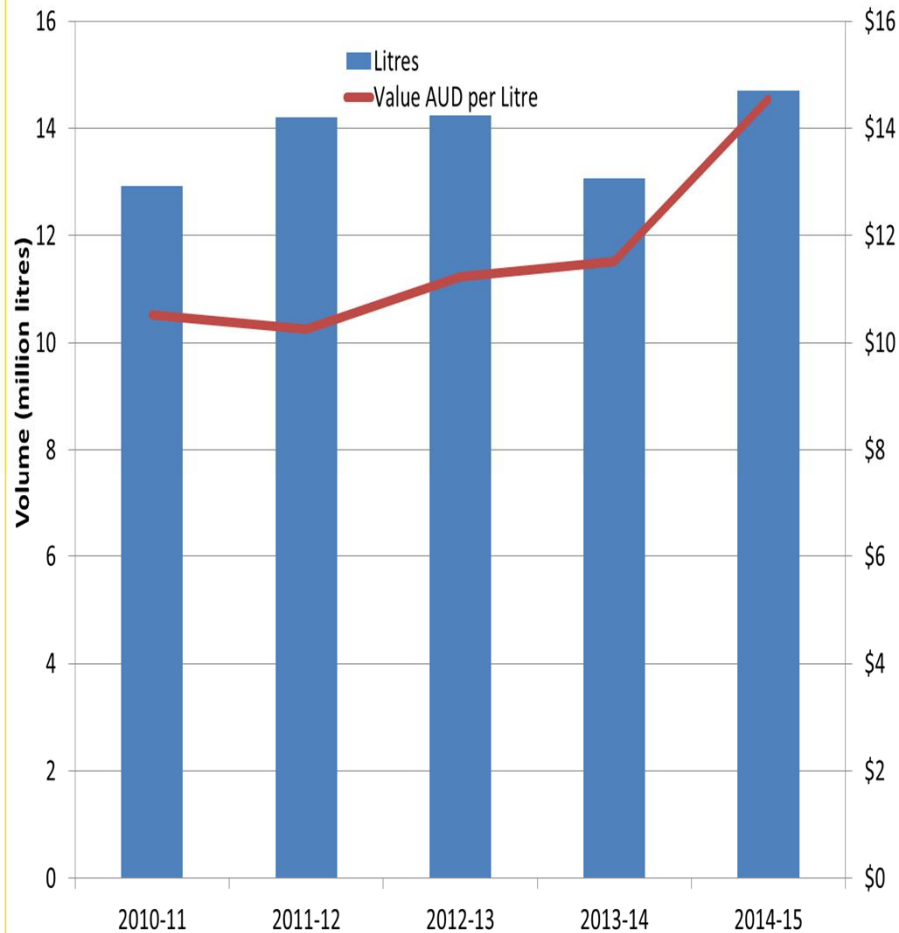
“ Cabernet sales flat in the last year, blends offsetting growth in straight varietals

“ Retail sales of Australian Cabernet Sauvignon in the US declined by 2% (relatively low decline)

Premium Cabernet Sauvignon (>\$600/tonne)

Total exports of premium Cabernet Sauvignon
(>\$5/litre)

Change in exports by destination (2014–15)



Cabernet Sauvignon



CABERNET SAUVIGNON - SOUTH EAST AUSTRALIA

- “ Struggles to compete with Cabernet Sauvignon from Chile, which is often better value for money and one of Chile’s mainstay varieties.
- “ Advantage that it can be used in SHZCAB blends. Sometimes these blends can be switched to CABSHZ, depending on market balance.
- “ A big crop in 2013 (247,000t), followed by an equally big crop in 2014 (231,000t), means that supply likely exceeds demand coming into 2015.
- “ Slightly tighter supply than Shiraz currently.
- “ Current Demand/Supply Balance: Mildly Over-supply
- “ Auswine Rating: 2

Cabernet Sauvignon



CABERNET SAUVIGNON . COONAWARRA

- Despite its history and pedigree it does not enjoy the same international recognition as say, Barossa Shiraz.
- Reasonably abundant inventory levels.

Current Demand/Supply Balance
Austwine Rating

Mild Oversupply
COLD-ish

CABERNET SAUVIGNON . OTHER REGIONS

Plenty of inventory, especially C Grade.

- Current Demand/Supply Balance
- Austwine Rating

Oversupply
COLD-ish



Cabernet Sauvignon: the verdict



Supported by
Government of South Australia
Primary Industries and Regions SA



Wine Grape Council
South Australia

Merlot





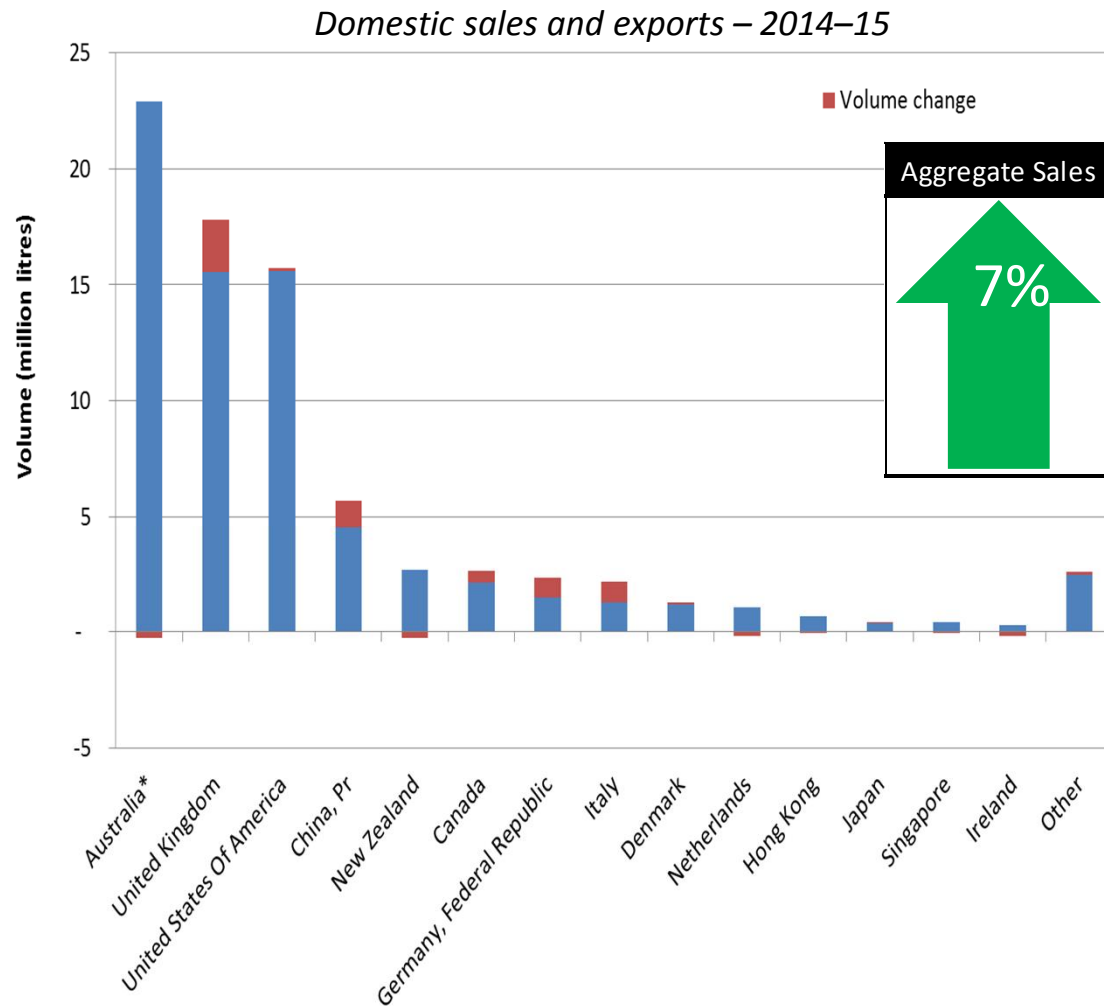
Merlot

- ” Crop down by 3,500t (6%) across the state
- ” District average prices up in BV and Clare; down in other regions except Riverland (flat)
- ” No significant new plantings in past two years
 - . Net area decreased by 100 ha

Merlot WAP

	2013	2014	2015	Trend
Barossa	871	917	1088	↑
Clare	788	770	813	↑
Coonawarra	930	1165	824	↓
L Creek	782	665	616	↓
McLaren Vale	979	842	830	↓
Riverland	399	336	359	↔
Padthaway	641	553	557	↓

Commercial Merlot (<\$600/tonne)



“ Total sales have increased by 7% (equivalent to 6,500 tonnes) in 2014–15, while the Merlot crush is down over the past 2 years

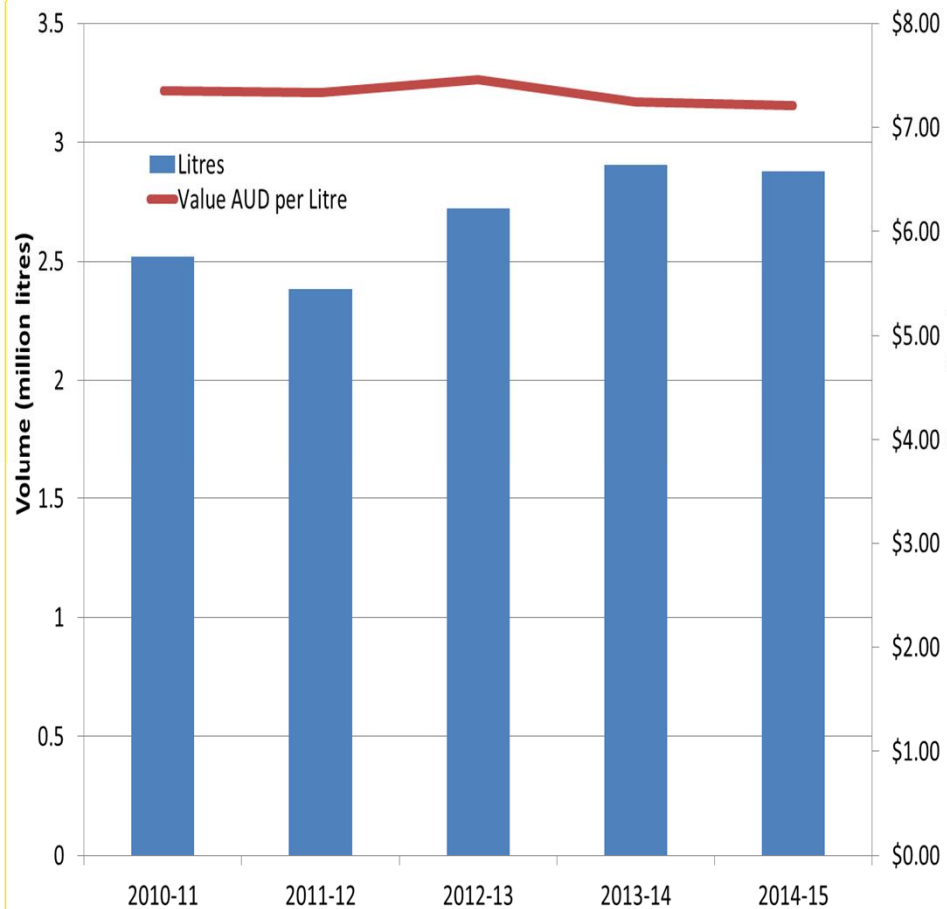
“ Merlot sales have declined by 2–6% in the past year in Australia

“ Australian Merlot in the UK increased by 16% to 1.4 million cases

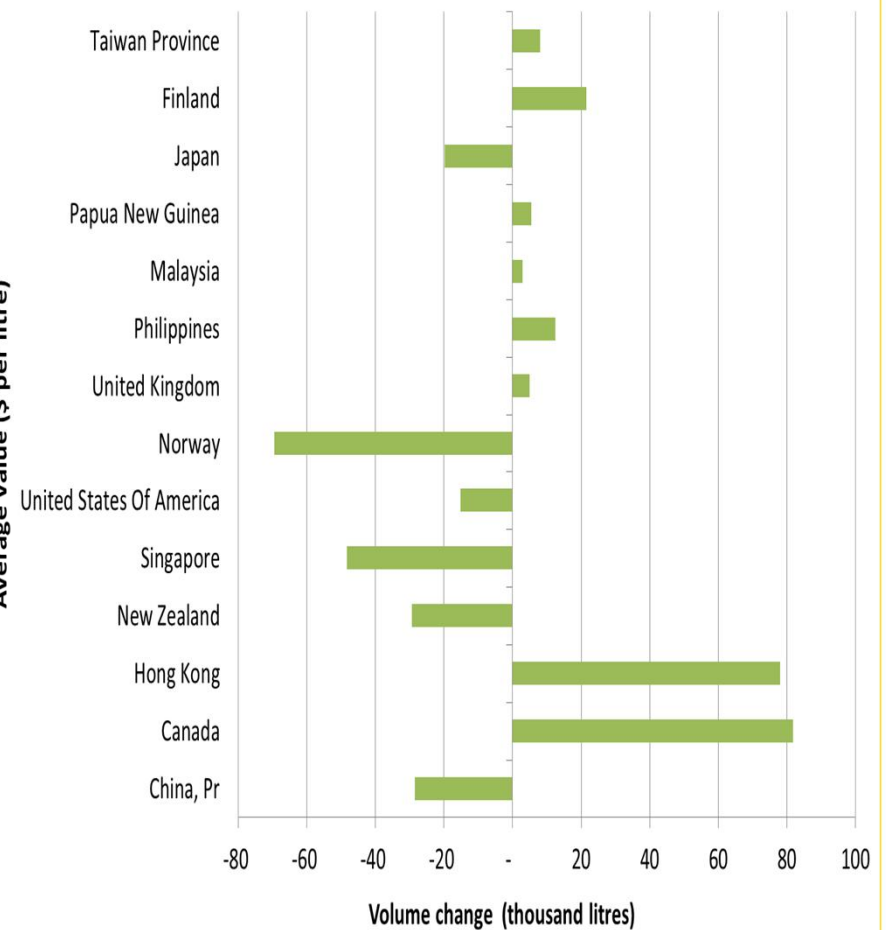
“ Retail sales of Australian Merlot in the US declined by 9%

Premium Merlot (>\$600/tonne)

Total exports of premium Merlot (>\$5/litre)



Change in exports by destination (2014-15)



Merlot



MERLOT - SOUTH EAST AUSTRALIA

- Struggles to compete with Chilean Merlot, which is often better value for money, and is one of Chile's mainstay varieties.
- It has been difficult to get traction with Australian Merlot in international markets.
- CABMER blends are not as popular from Australia, compared to say, Chile.
- A lot of Merlot will end up as blending wine.
- A good opportunity with this varietal since it is in quite abundant supply and prices are very soft.

Current Demand/Supply Balance

Oversupply

Austwine Rating

COLD

Merlot



MERLOT - OTHER REGIONS

- “ Struggles.
- “ Has the worst fundamental outlook of the 3 main red varieties, based on planting resource Vs market acceptance.

A lot will end up as blending wine.

Plenty of inventory, especially C Grade.

Current Demand/Supply Balance

Clear Oversupply

Austwine Rating

Ice-COLD



Merlot: the verdict



Supported by
Government of South Australia
Primary Industries and Regions SA



Wine Grape Council
South Australia

Chardonnay





Chardonnay

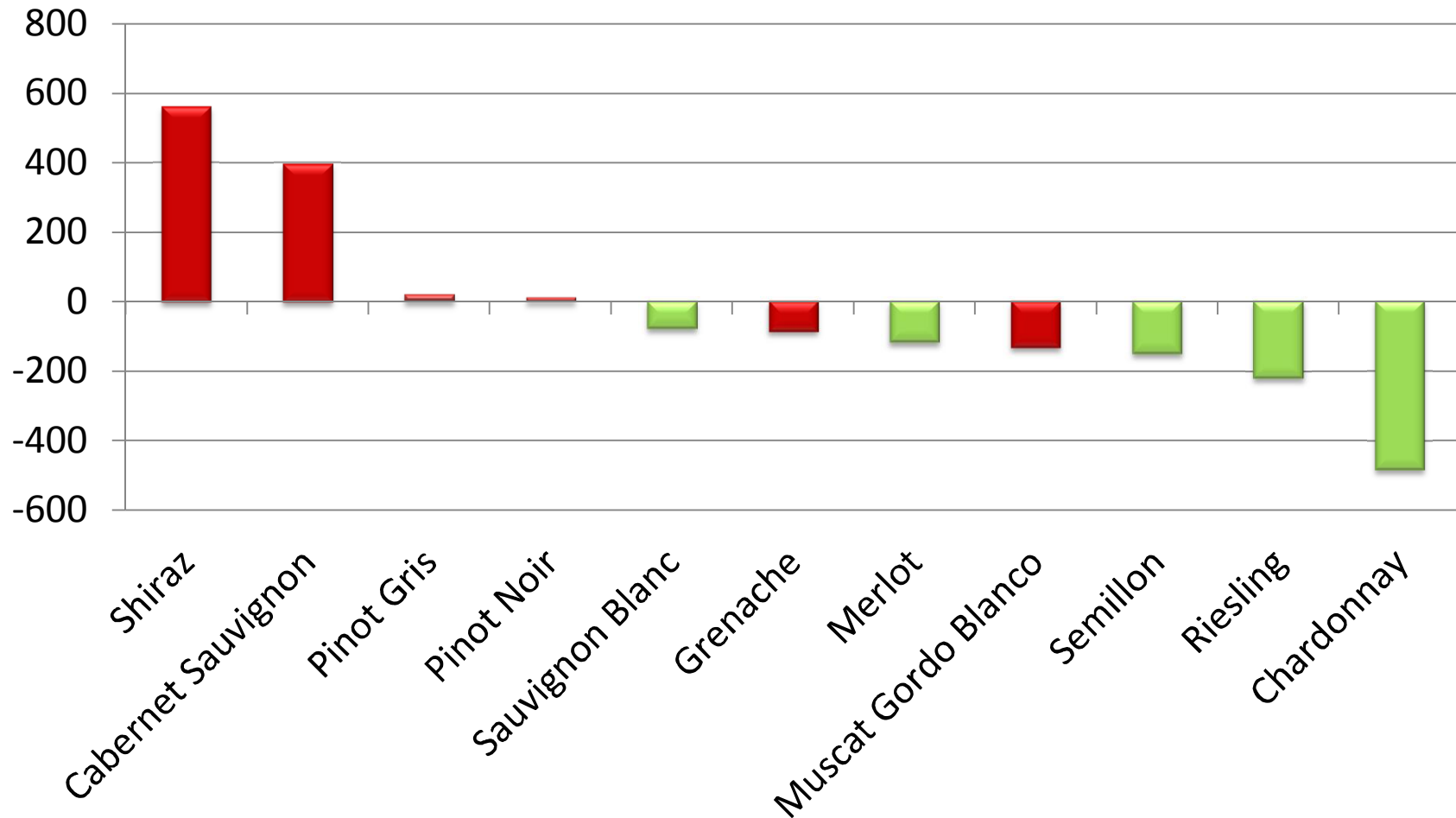
- ” Crop up by 14,000t (10%) across the state
- ” District average prices up A/Hills, McLaren Vale and Wrattenbully
- ” Plantings in past two years
 - . 80 ha of new plantings (<1% of total)
 - . 500 ha net decrease in area

Chardonnay WAP

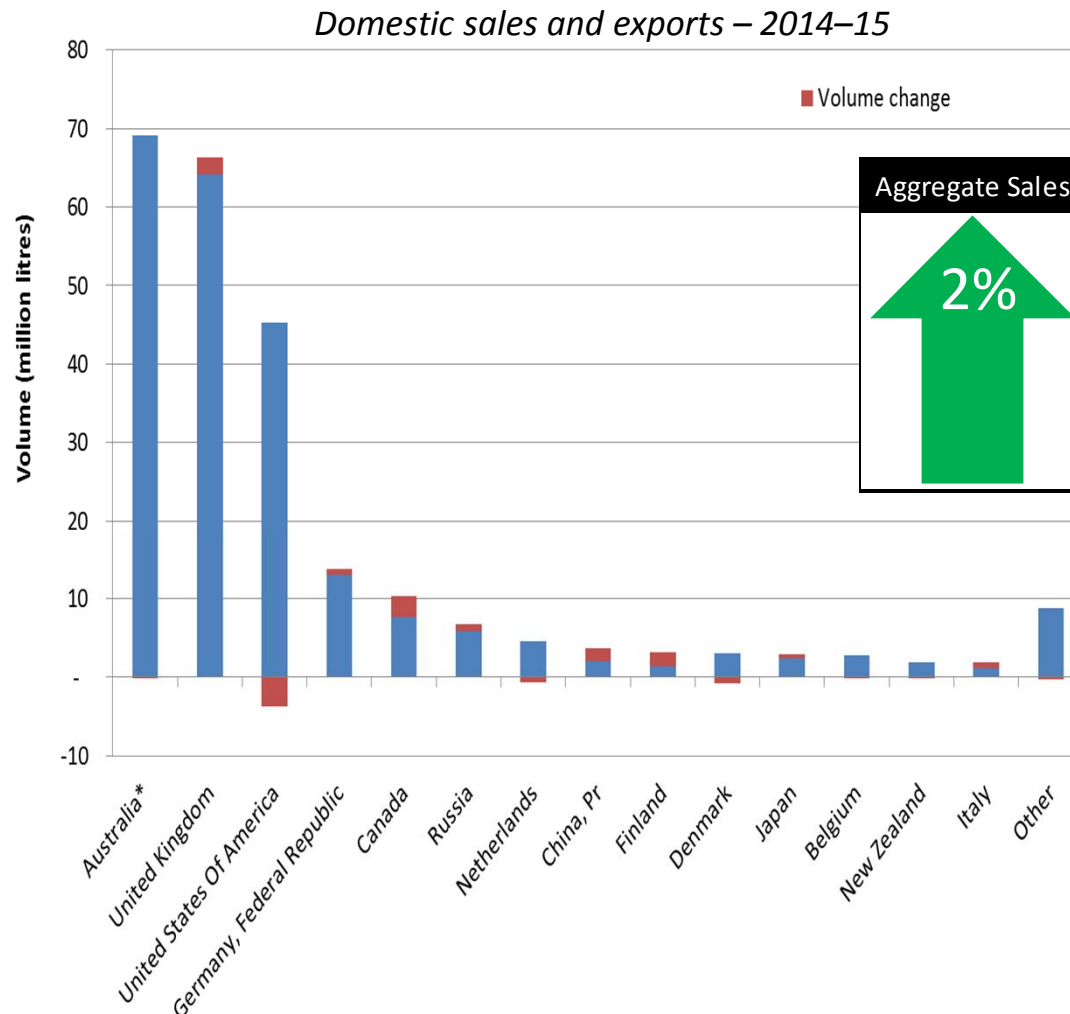
	2013	2014	2015	Trend
Ad Hills	1219	1245	1269	↑
Barossa	573	535	580	↔
Clare	627	650	740	↑
Coonawarra	659	719	636	↔
L Creek	516	490	462	↓
McLaren Vale	592	559	685	↑
Riverland	291	218	236	↓
Padthaway	674	546	615	↓
Wrattonbully	681	757	753	↑

Change in plantings in SA

2012 - 2014



Commercial Chardonnay (<\$600/tonne)



“ Total sales increased by 2% (or 7,000 tonnes equivalent) while the crush was down 45,000 tonnes in 2014

“ Australian off-trade: Sales were flat after years of declining sales

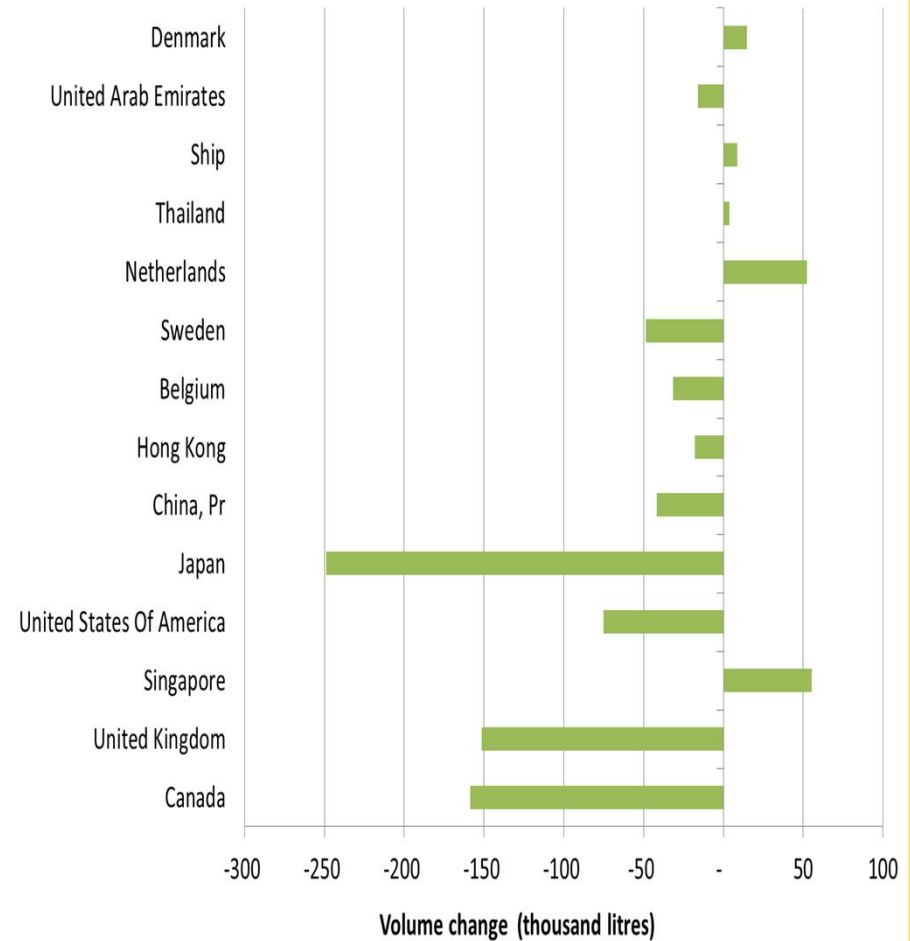
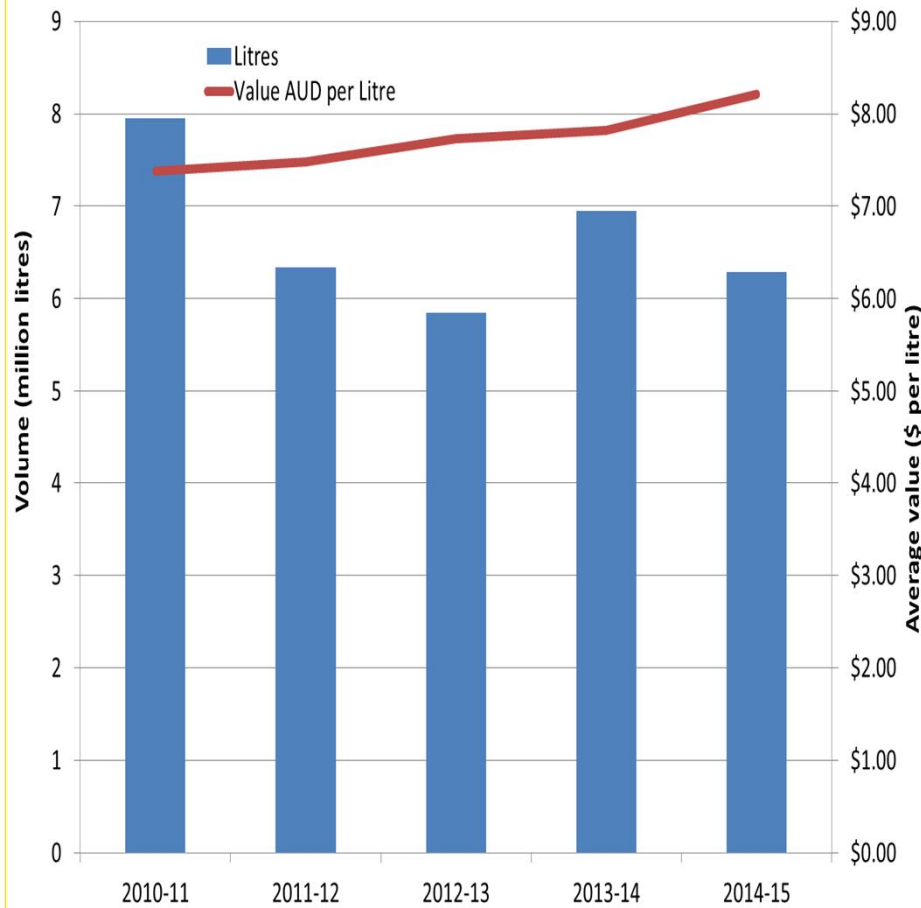
“ USA off-trade: Retail sales of Australian Chardonnay declined by 8%

“ UK off-trade: sales increased by 3% to 35 million litres

Premium Chardonnay (>\$600/tonne)

Total exports of premium Chardonnay (>\$5/litre)

Change in exports by destination (2014–15)



Chardonnay



CHARDONNAY - SOUTH EAST AUSTRALIA

A very big crop in V13 (401,000t), followed by a shorter crop in V14 (354,000t).

Average V15 crop in Mildura (+1)% and Riverland (+13%), significantly larger crop in Griffith (+30%).

CHA stocks are fairly low (except Griffith), as low prices stimulated demand and opened up new markets.

A lot of vineyard removal over the last several years:

Down from 30,000 to 23,000 Ha in the 5 years to 2013.

CHA Is Australia's most famous white varietal.

Current Demand/Supply Balance

Emerging balance

Austwine Rating

WARM-ish

Chardonnay



CHARDONNAY . OTHER REGIONS

- “ Chardonnay which faithfully reflects its origin is a leading contributor to Australia's international wine Renaissance. Opinion leaders are talking about it.
- “ Chardonnay is very forgiving in the winery and allows a myriad of winemaking expressions.
- “ Australia has a lot of suitable sites for this variety.

Current Demand/Supply Balance

Emerging balance

Austwine Rating

WARM-ish



Chardonnay: the verdict



Supported by
Government of South Australia
Primary Industries and Regions SA



Wine Grape Council
South Australia

Sauvignon Blanc





Sauvignon Blanc

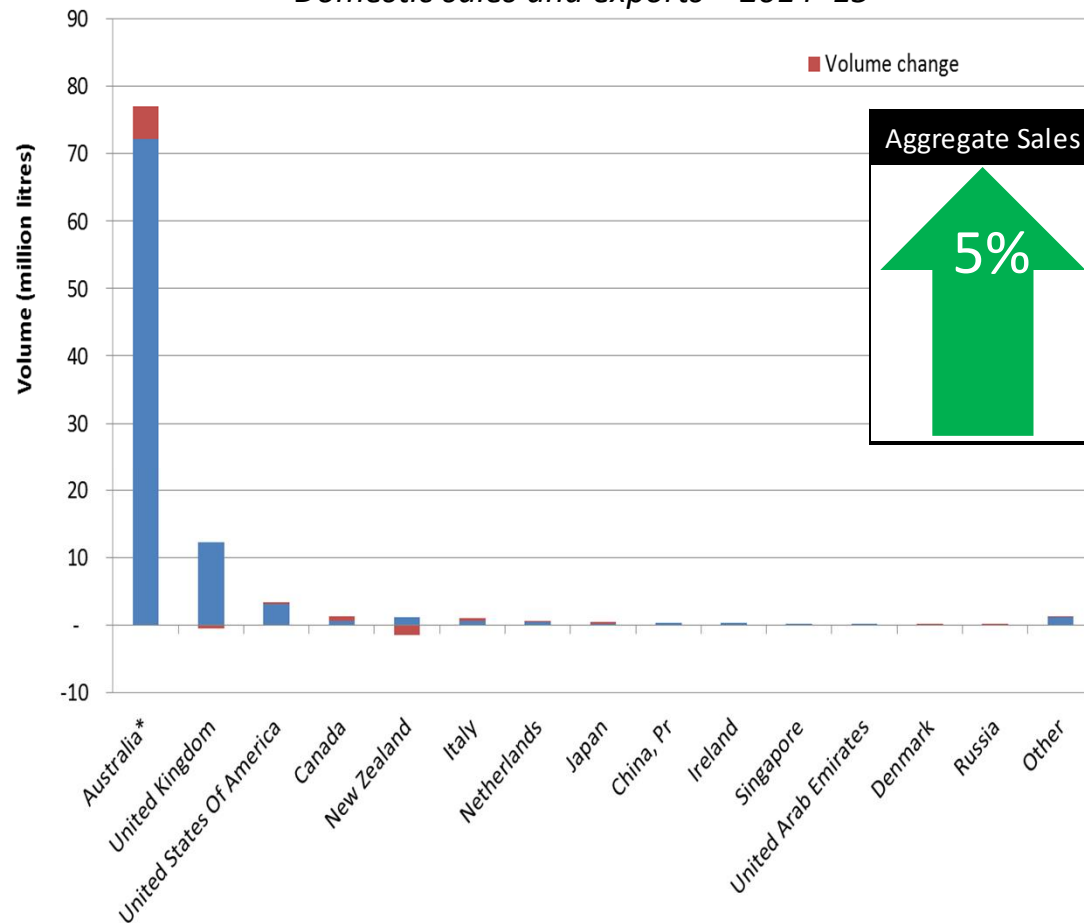
- ” Crush very similar overall but up slightly in Riverland
- ” WAP up in Adelaide Hills but otherwise flat
- ” Yields in Adelaide Hills affected by smoke taint
- ” Area down by 80 ha in past two years
 - . Area gone from A/Hills (-35ha), BV (-34ha) and McLaren Vale (-10ha)

Sauvignon Blanc WAP

	2013	2014	2015	Trend
Ad Hills	1180	1246	1276	↑
Coonawarra	845	824	850	↔
Langhorne Ck	741	726	729	↔
Riverland	323	293	330	↔
Padthaway	836	835	825	↔

Commercial Sauvignon Blanc (<\$600/tonne)

Domestic sales and exports – 2014–15

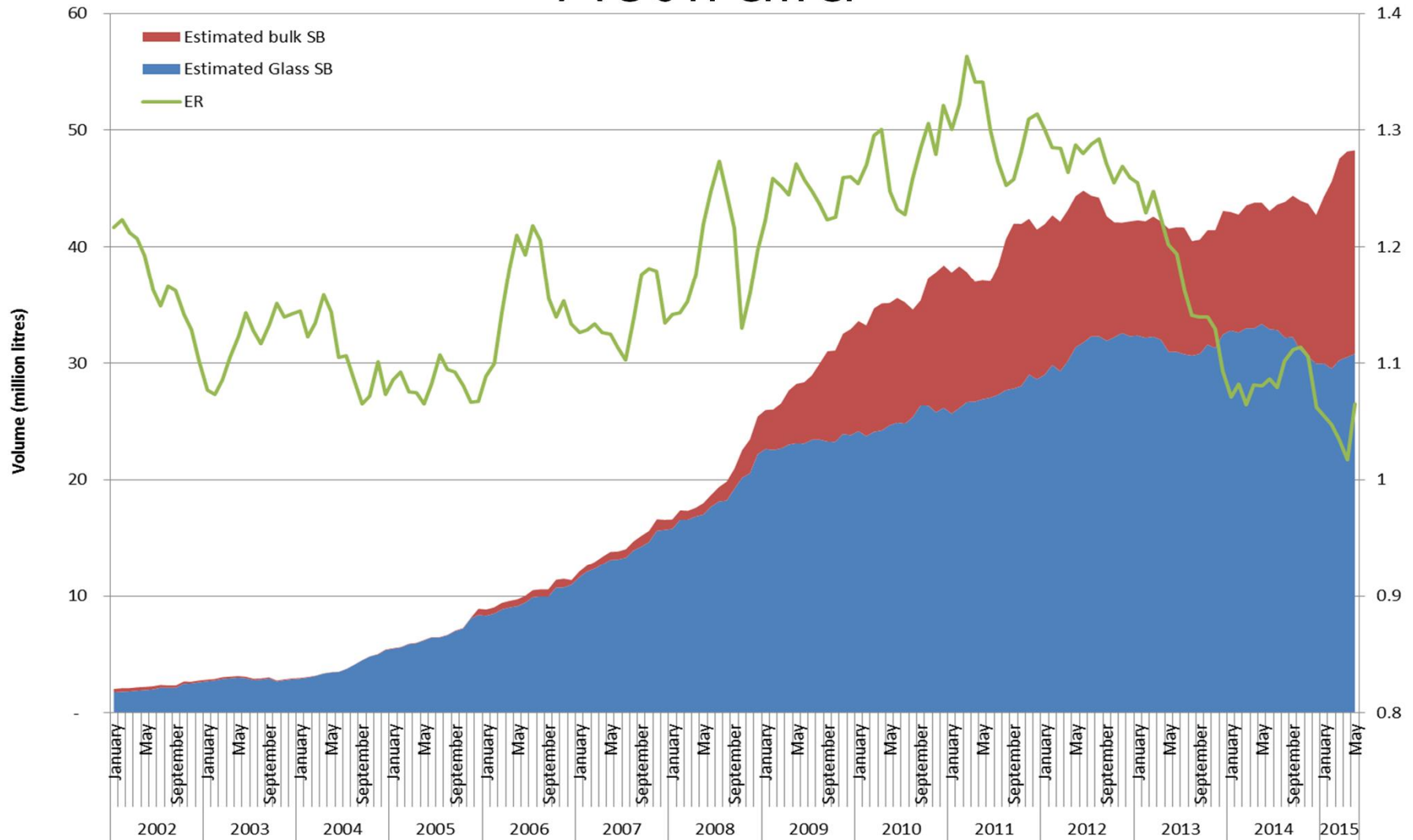


“ The Sauvignon Blanc category continues to grow in Australia and Australian brands are capturing some market share

“ New Zealand bulk exports have increased in 2015, despite their crush declining by 27% in 2015

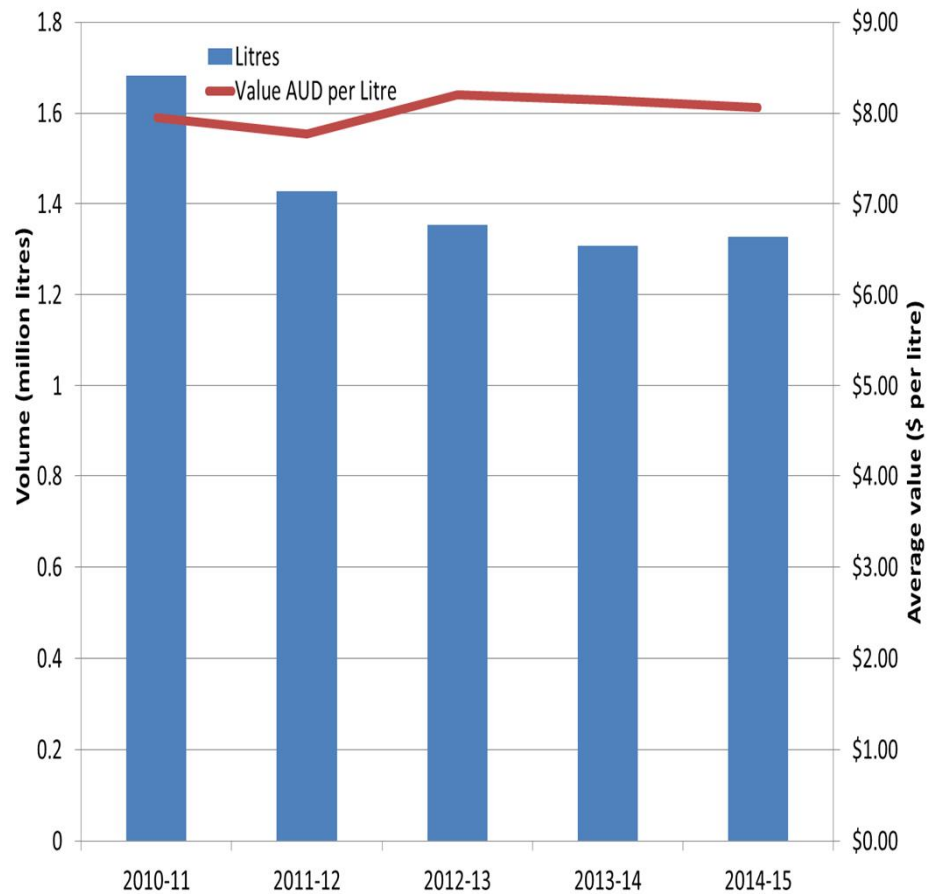
“ Despite exports of Sauvignon Blanc to UK increasing in 2014–15, Australian sales in the off-trade increased by 15% to 850,000 cases

New Zealand Sauvignon Blanc in Australia

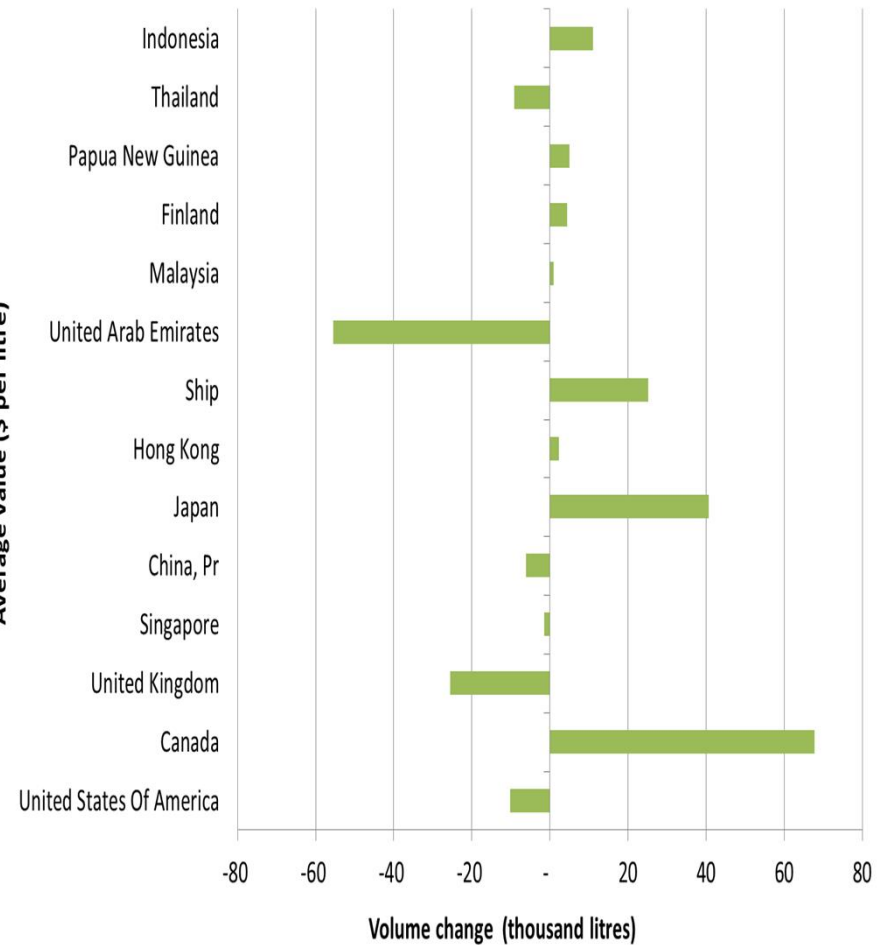


Premium Sauvignon Blanc (>\$600/tonne)

Total exports of premium Sauvignon Blanc (>\$5/litre)



Change in exports by destination (2014-15)



Sauvignon Blanc



SAUVIGNON BLANC . SOUTH EAST AUSTRALIA

- ✓ A lot of recent buying activity for V15 grapes, and V14 wine, especially in Inland Irrigated regions.
- ✓ Demand is driven by growth in increased Domestic & UK sales of Sauvignon Blanc by major wine companies.

Major competition is from Chile.

Supply/Demand balance can be quite dependent on the size of the NZ harvest, which influences exports of SEA SAB to NZ.

Current Demand/Supply Balance

S/T Undersupply

Austwine Rating

WARM, but HOT today.

Sauvignon Blanc



- SAUVIGNON BLANC . ADELAIDE HILLS
- A more abundant V15 crop following a short V14.
- Suffering from strong growth in NZ SAB imports during last decade.
- Plenty of inventory currently.

Current Demand/Supply Balance
Austwine Rating

Emerging balance
WARM-ish

SAUVIGNON BLANC . WESTERN AUSTRALIA

- Quite abundant supply over last few years.
- Also suffering from the growth in NZ SAB imports.

Current Demand/Supply Balance
Austwine Rating

Short term Oversupply
WARM-ish



Sauvignon Blanc: the verdict



Supported by
Government of South Australia
Primary Industries and Regions SA



Wine Grape Council
South Australia

Multi-use whites





Semillon/Gordo/Colombard

- “ No change in total crush
 - . Gordo down 4,000 tonnes
 - . Colombard up 4,000 tonnes
- “ Small price rises for Semillon in R/Land and BV
- “ Price for Gordo down 20% in Riverland (\$281 to \$219)
- “ Have lost close to 300 ha of these varieties (combined) in past two years



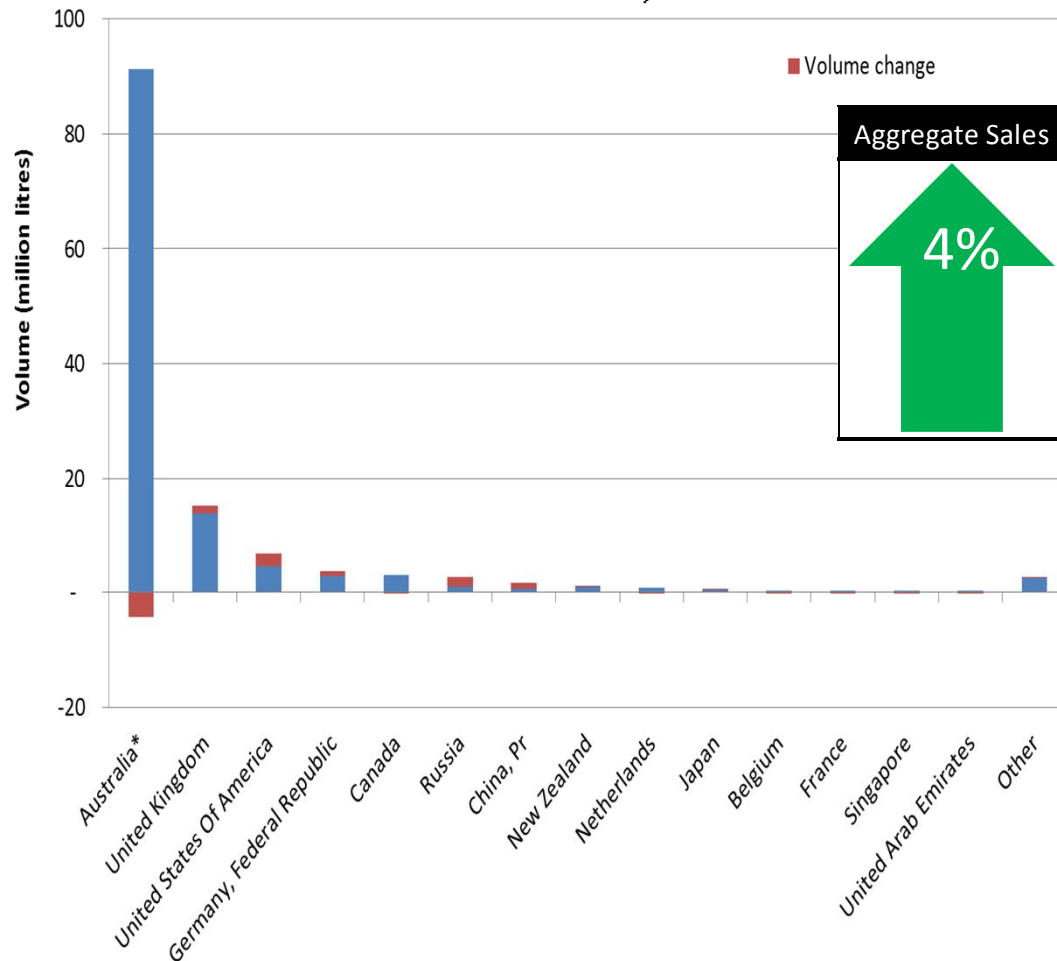
Multi-purpose white WAP

Riverland	2013	2014	2015	Trend
Colombard	230	196	198	↓
M Gordo	381	281	219	↓↓
Semillon	274	221	244	↓

Barossa	2013	2014	2015	Trend
Semillon	507	514	603	↑

Multi-use whites (Colombard, MGB & Semillon)

Domestic sales and exports – 2014–15



“ Increase in export markets has offset weakness in Australia

“ Total stocks estimated to have declined in the last year

“ Domestic sales down 5%. Dry white cask declining while cask Chardonnay is up

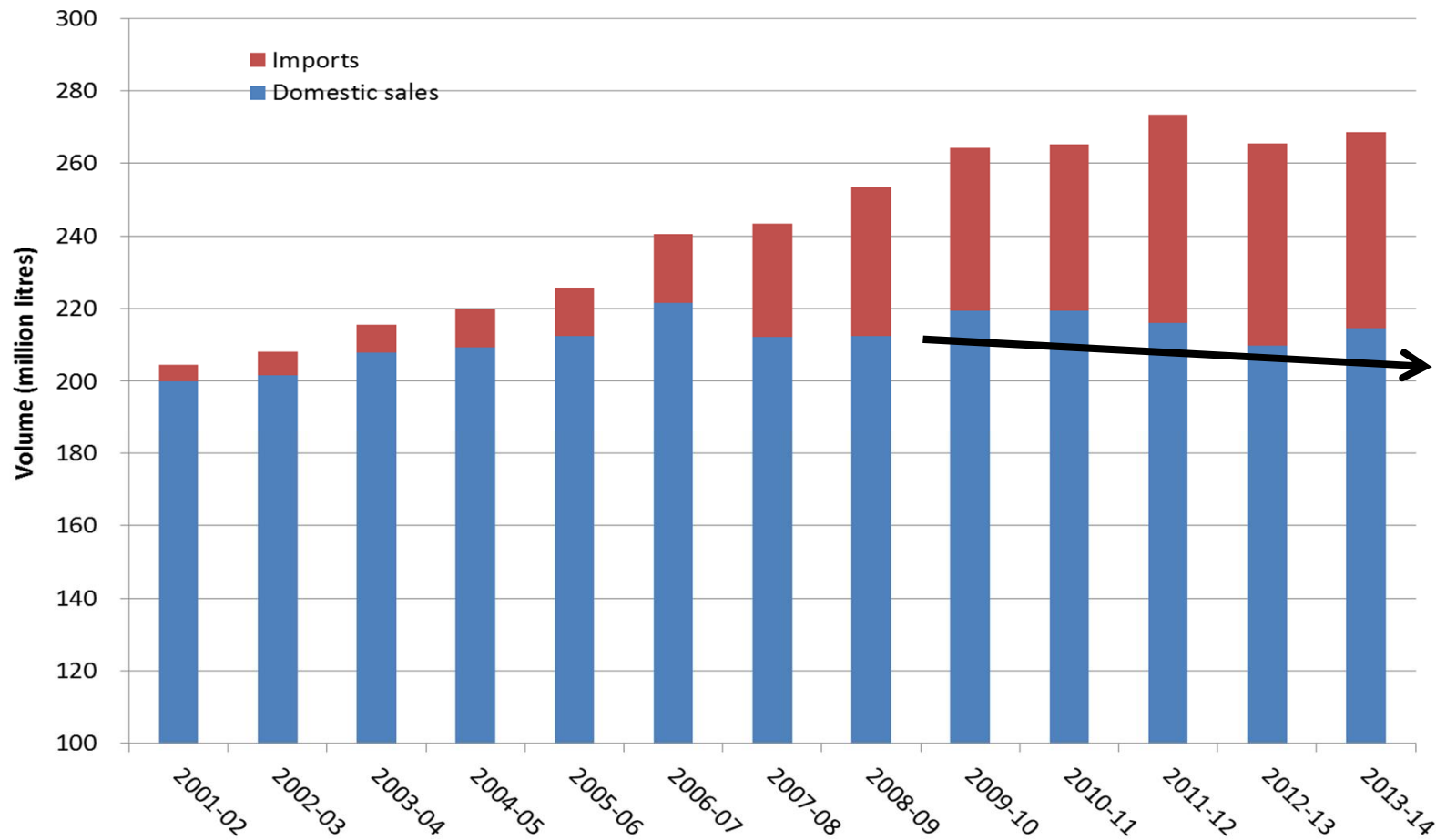
“ Semillon (and blends of) selling well in UK

“ Growth in US reflecting popularity of Moscato

“ Russian sales at low prices

White wine in Australia (Colombard, MGB & Semillon)

Total sales of white wine in Australia



Semillon/Gordo/Colombard



COLOMBARD & SEMILLON . SOUTH EAST AUSTRALIA

- ✓ All experiencing upward pressure on price and increased demand as a result of increased demand for Chardonnay.
- ✓ Were a lot of older vintage whites around a couple years ago.
- ✓ Today very little older vintage whites at bargain prices available.

Current Demand/Supply Balance
Austwine Rating

Emerging balance
Luke-WARM

Gordo/Moscato



GORDO/MOSCATO . SOUTH EAST AUSTRALIA

- Higher prices for several years stimulated additional plantings.
- Now in abundant supply.
- All muscat varieties suffers from the challenge of being very difficult to blend away!

Current Demand/Supply Balance

Clear oversupply

Austwine Rating

COLD



Multi-use whites: the verdict



Supported by
Government of South Australia
Primary Industries and Regions SA



Wine Grape Council
South Australia

Other varieties





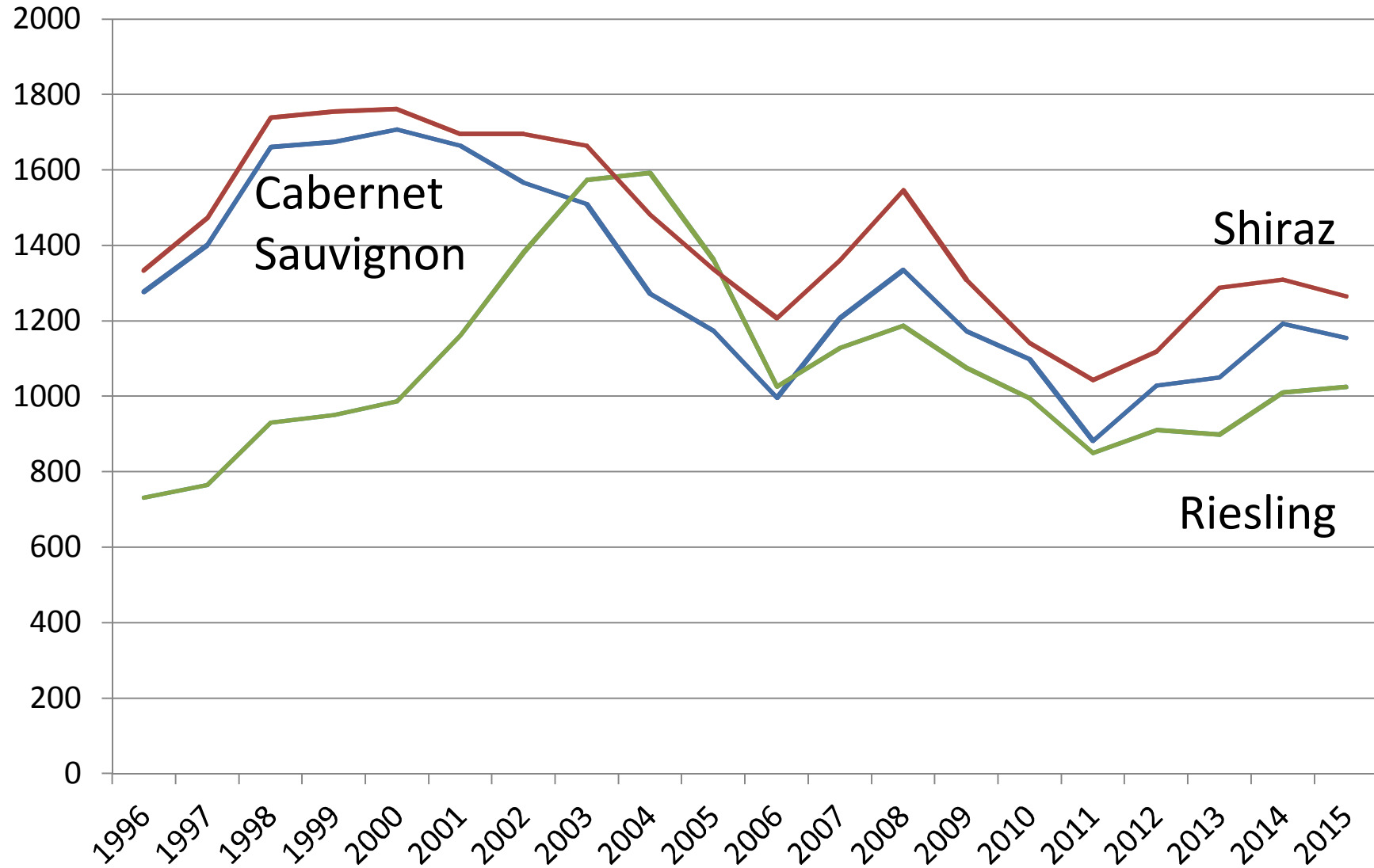
Riesling

- “ SA has top three regions in Australia for Riesling and five of the top six (by volume)
- “ District average prices up in most regions.
- “ 13 Ha of new plantings in past 3 years.
- “ 200 Ha net removals since 2013

Riesling WAP

	2013	2014	2015	Trend
Clare Valley	899	1010	1024	↑
Eden Valley	1144	1233	1416	↑↑
L Creek	536	550	550	↔
Padthaway	888	896	952	↑
Riverland	352	307	344	↔

Riesling in Clare – is it recovering?





Pinot Noir and Pinot Gris

Pinot Noir

- “ State crush up 3,000 tonnes (24%)
- “ Riverland is largest region in Aus for Pinot Noir by vol
- “ Adelaide Hills is number three
- “ Comparatively good returns for this variety

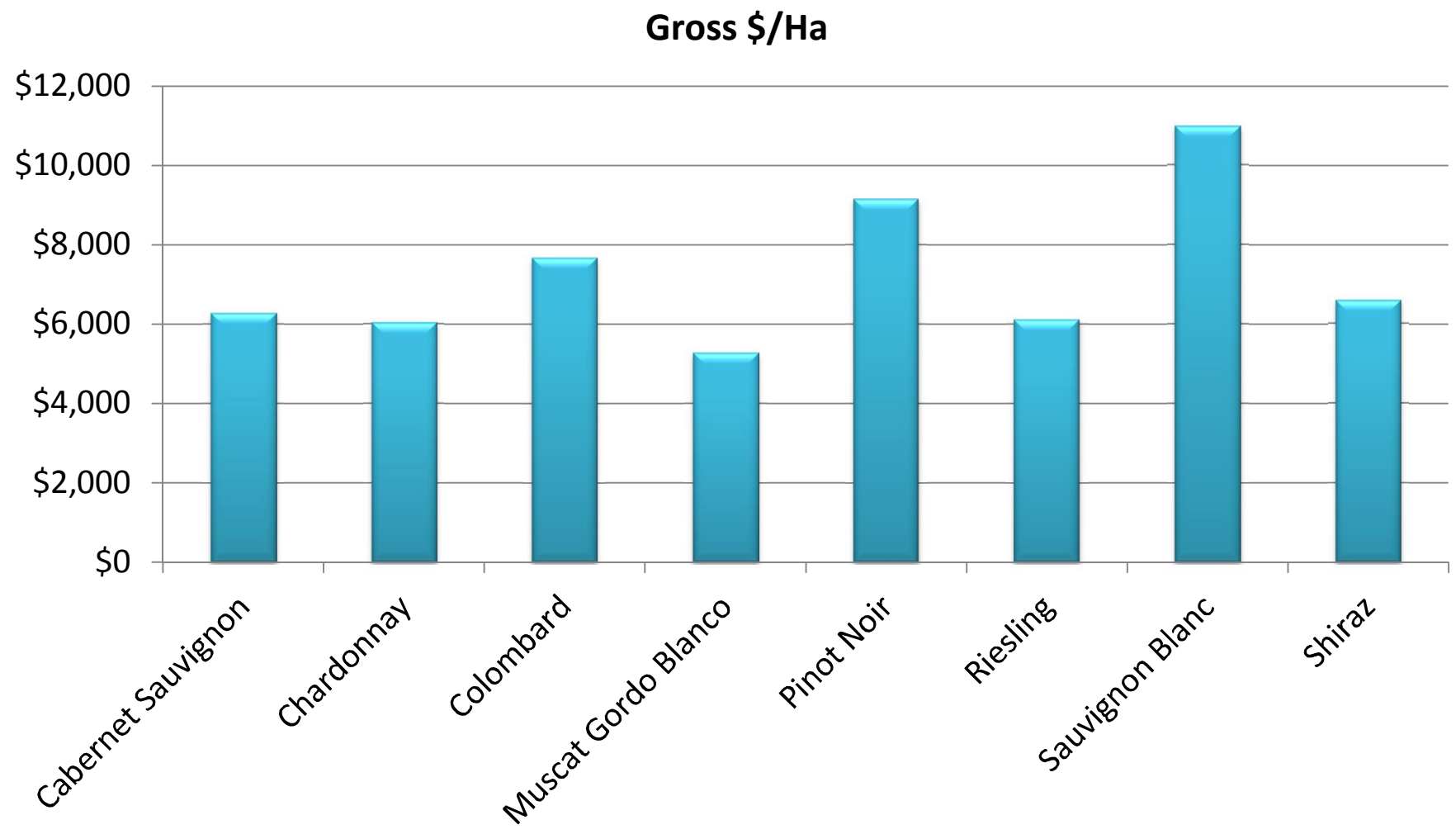
Pinot Gris

- “ Crush increased by 40% (3,000 tonnes)
- “ WAPs up in R/Land, Padthaway, Wratttonbully
- “ Best performing variety for WB, Pad and A/Hills (but small volumes)

Pinot Noir WAP

	2013	2014	2015	Trend
Riverland	437	373	365	↓
Adelaide Hills	1466	1505	1377	↓
L Creek	691	720	700	↔
Padthaway	745	727	777	↑

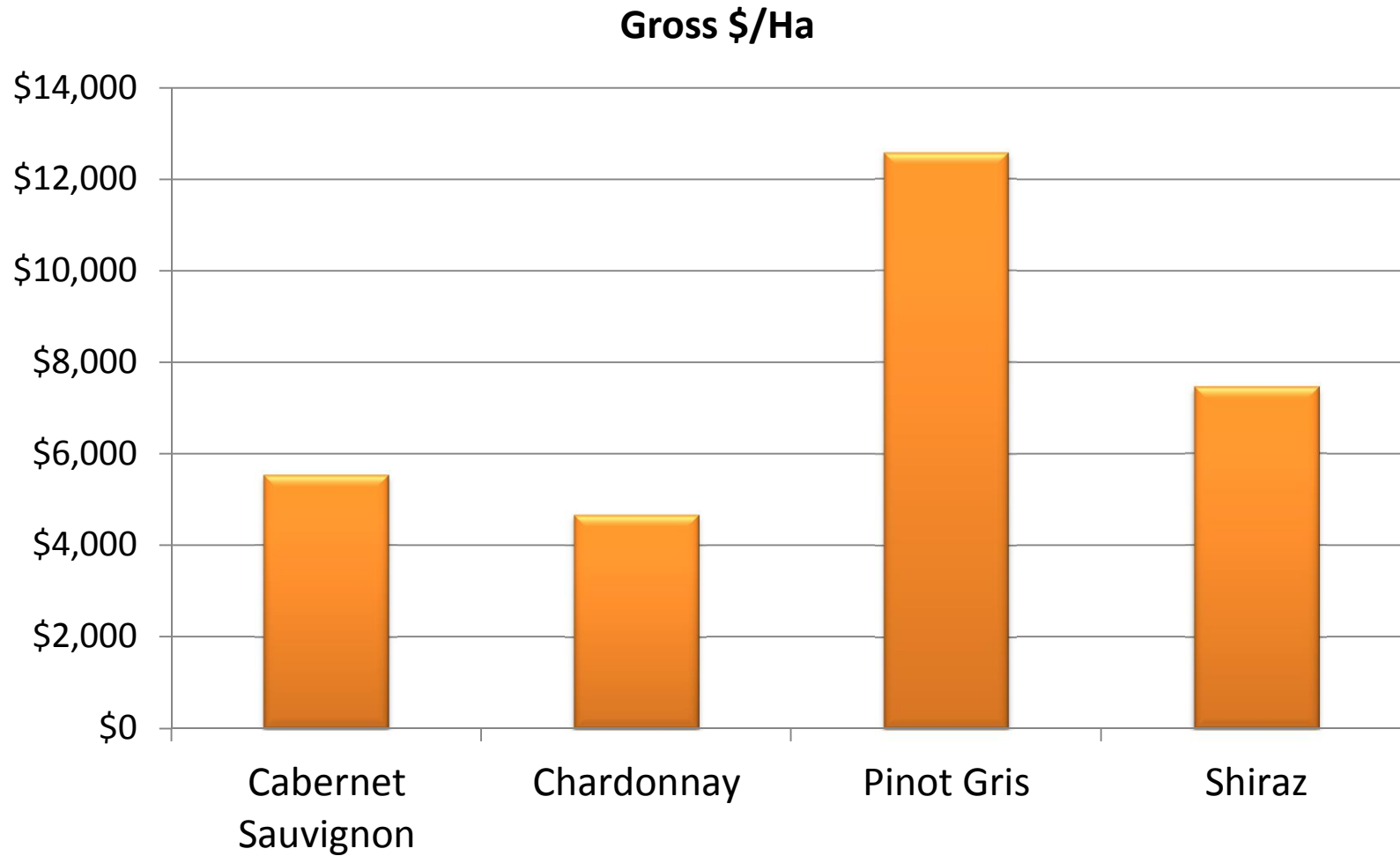
Variety performance in Riverland



Pinot Gris WAP

	2013	2014	2015	Trend
Riverland	432	446	463	↑
Padthaway	996	982	993	↔
Wrattonbully	775	927	1031	↑↑
Adelaide Hills	1304	1349	1433	↑

Variety performance in Wratttonbully



Riesling & Pinot Noir



RIESLING & PINOT NOIR

- “ Niche varieties.
 - “ Difficult to sell internationally in any volume.
 - “ But ! They actually both could have a leading role to play in Australia's international wine Renaissance.
- A long haul, but both varieties have great pedigree.

Current Demand/Supply Balance

In Surplus

Austwine Rating

COLD-ish

Pinot Gris



PINOT GRIS . SOUTH EAST AUSTRALIA

- “ Hard to find and very little available on spot market.
- “ Tied deals emerging in the domestic market place, reflecting the tight market.

Current Demand/Supply Balance

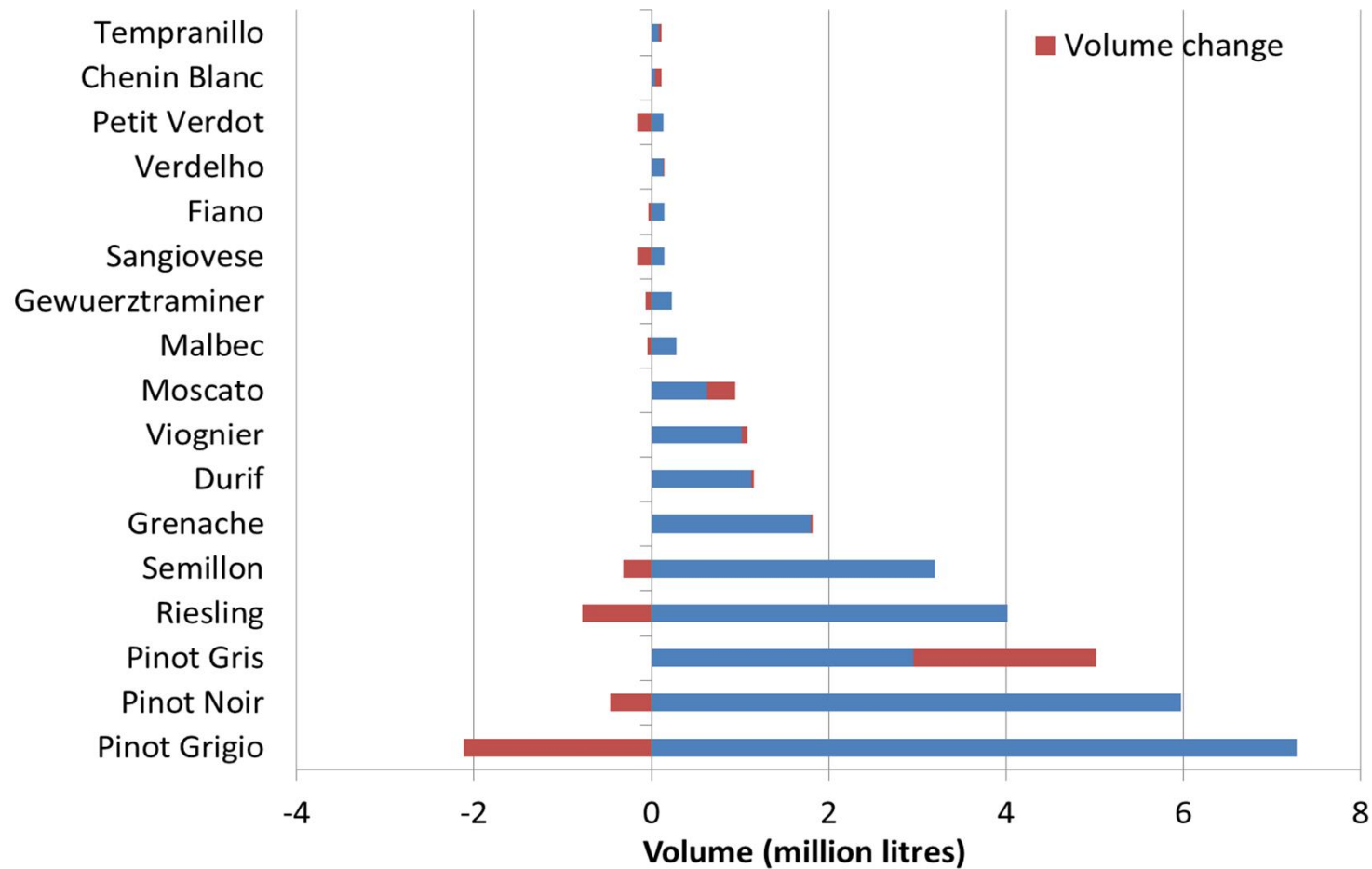
In demand

Austwine Rating

HOT

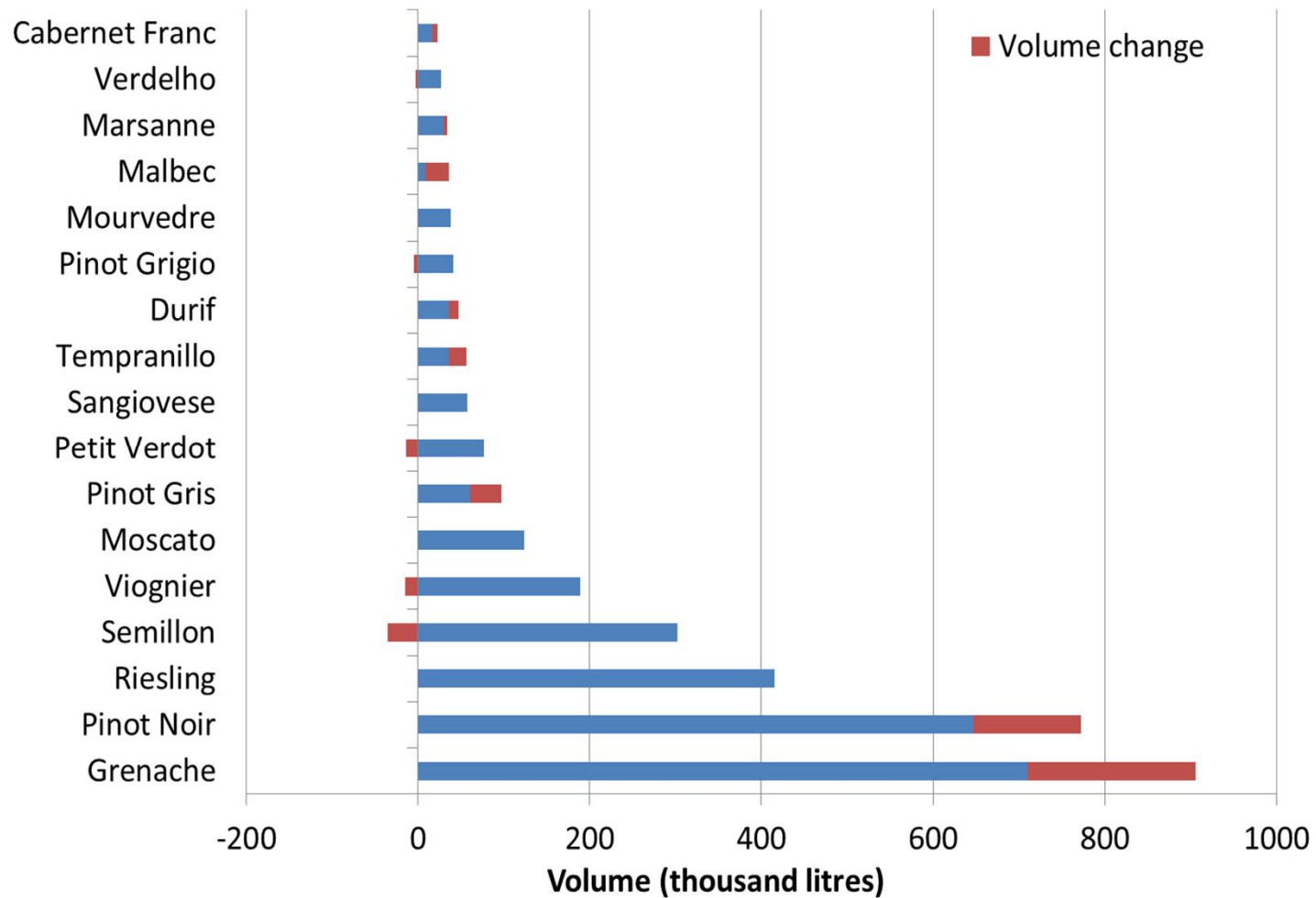
Other varietals (commercial)

Exports by varietal claim



Other varieties (premium)

Exports by varietal claim (above \$5.00 per litre)





Other varieties – the verdict



Supported by
Government of South Australia
Primary Industries and Regions SA



Wine Grape Council
South Australia